

45ft Used High Cube Shipping Container

SKU: 45HCC



45' x 9'6"

Buy Online



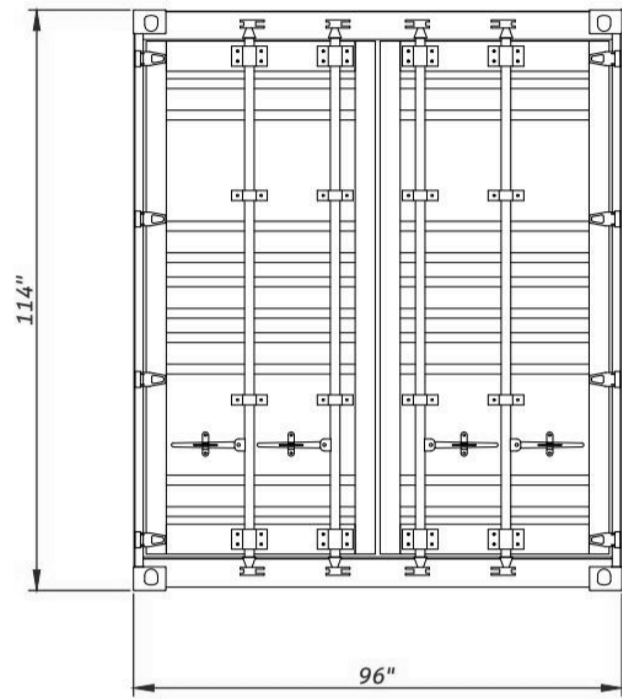
Standard Features

- Heavy Duty Corrugated Steel Construction
- 1 1/8" thick marine plywood floors
- Corner castings on all 4 corners
- Completely Weatherproof
- Ground-level access
- Cargo doors

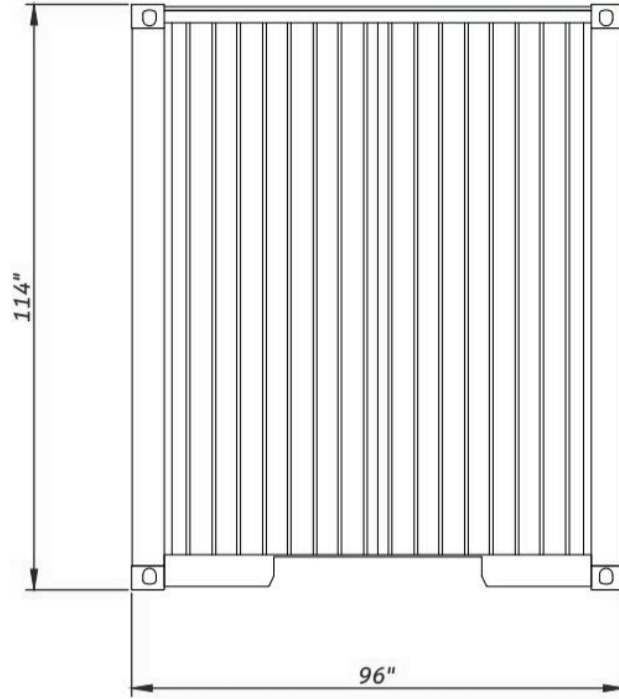


SHOP DRAWINGS

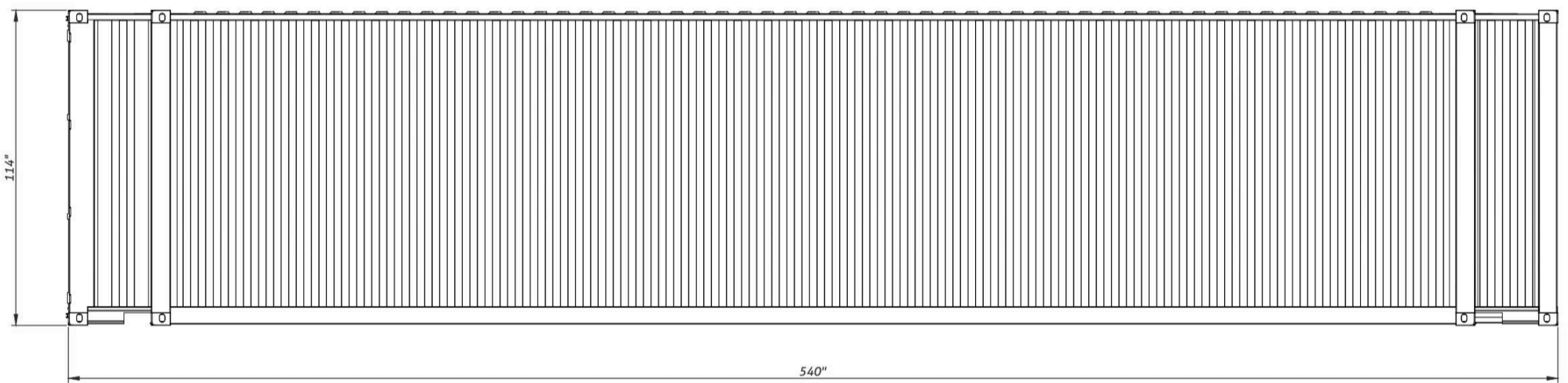
	45FT USED HIGH CUBE SHIPPING CONTAINER		SKU: 45HCC	
--	--	--	------------	--



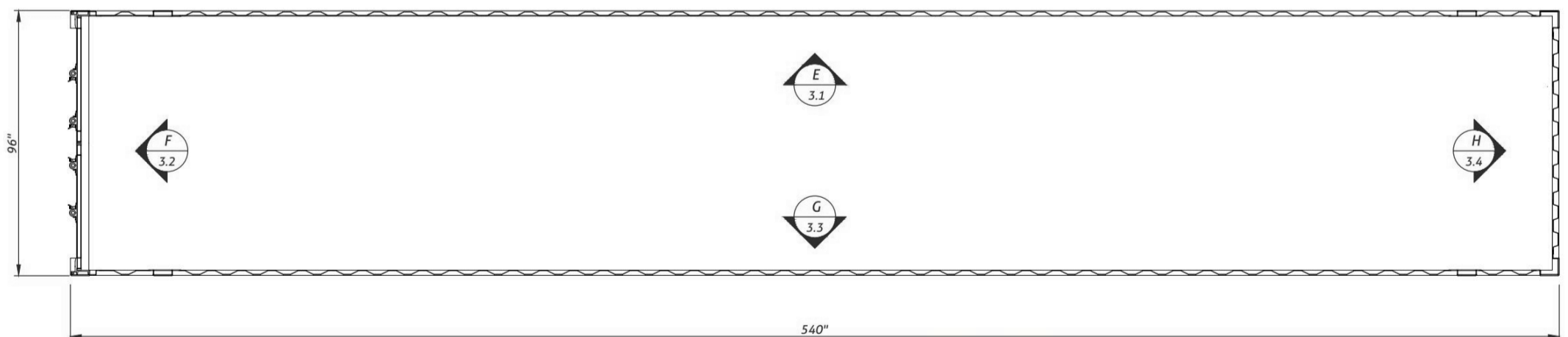
● Front view



● Rear view



● Right view



● Floor view

--	--	--	--	--	--	--	--	--	--

Key Benefits

✓ Secure & stable storage

✓ 27–28 metric ton payload capacity

✓ Sustainable & Durable


✓ Easily moveable with most jobsite equipment

✓ Cost-effective refurbished option

Common Uses

- Construction Job Sites
- Dry goods
- Retail Inventory
- Household Items
- Machinery
- Equipment




Specifications

	Length	Width	Height	Weight
External Dimensions	45' (13.7m)	8' (2.44m)	9'6" (2.89m)	 8,510 lbs 3,860 kg
Internal Dimensions	44'5" (11.96m)	7'8" (2.34m)	8'10" (2.7m)	
Door Dimensions	-	7'8" (2.34m)	8'5" (2.57m)	

Custom Fabrications

- Custom Exterior Color
- Ventilation
- Climate Control (HVAC)
- R13 Insulation
- Electrical Package

Delivery

 TILT-BED TRUCK	125ft of straight clearance, 12ft width, and 16 ft vertical clearance. No equipment required	 Local delivery starting at \$350
 FLATBED TRUCK	125 ft of straight clearance, 12 ft width, 16 ft vertical clearance, and side access for unloading. Need a forklift rated for at least 10,000 lbs to remove the container	

Available Accessories

- Heavy Duty container Ramps
- Shelves
- Heavy Duty container Locks
- ConexRamps
- Light Duty Ramps
- Cargo container Lock
- More on conexwest.com ↗

Optional Fabrication

- Custom Exterior Color
- Window
- Electrical Package
- Cargo Door Lock Box
- Ventilation
- and more
- HVAC
- R13 Insulation