

40ft Used Shipping Container

SKU: 40STC

40' x 8'6"

Buy Online



Standard Features

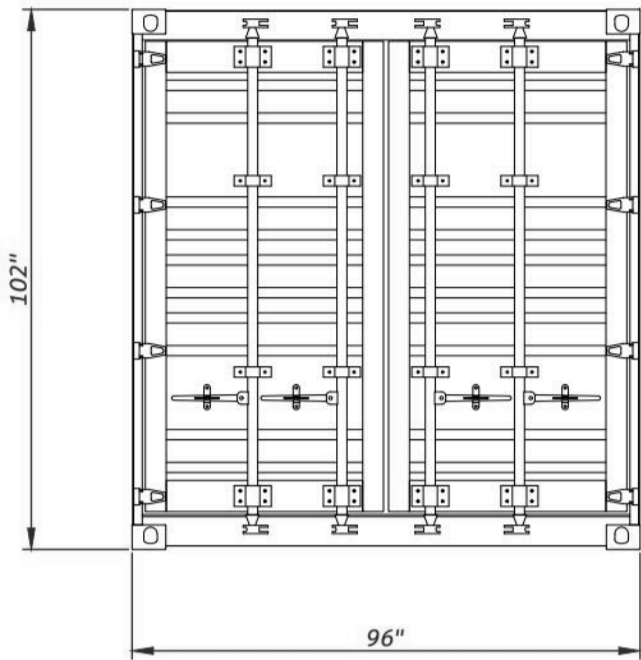
- Heavy Duty Corrugated Steel Construction
- Completely Weatherproof
- 1 1/8" thick marine plywood floors
- Ground-level access
- Corner castings on all 4 corners
- Cargo doors



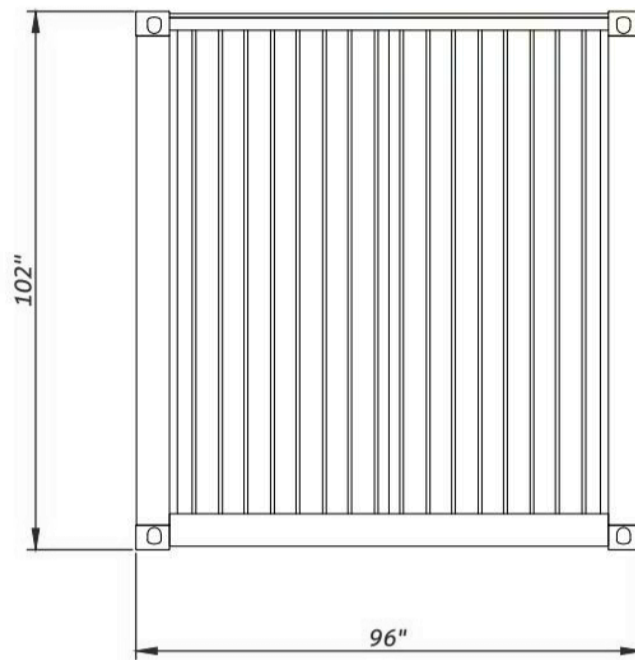
SHOP DRAWINGS

40FT USED SHIPPING CONTAINER

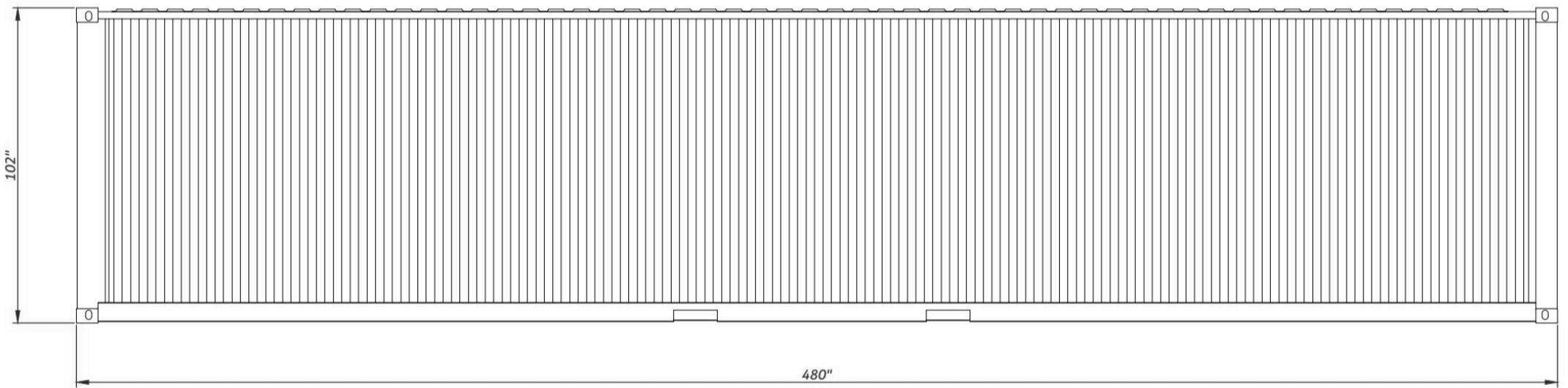
SKU: 40STC



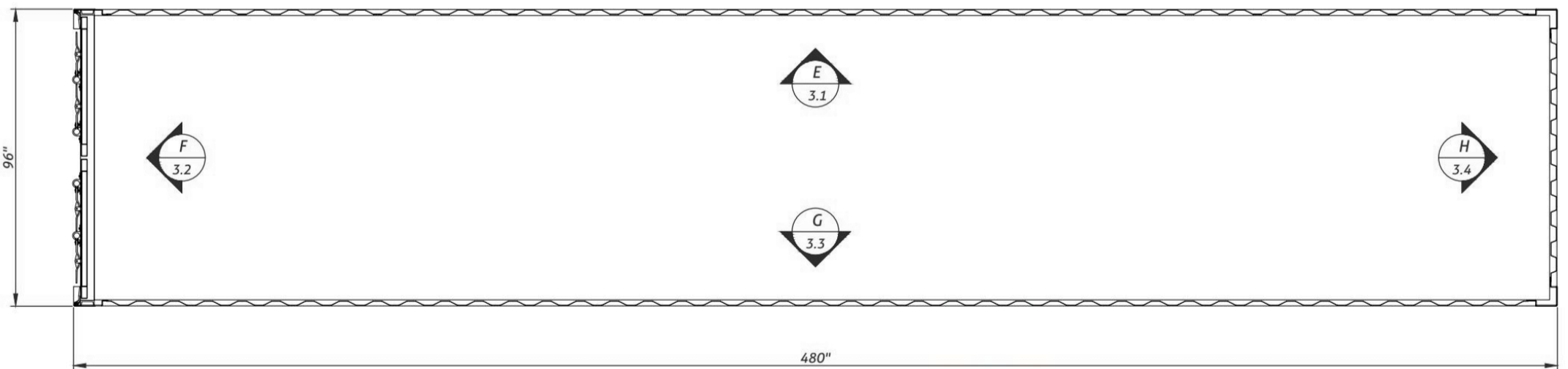
● Front view



● Rear view



● Right view



● Floor view



Key Benefits

✓ Secure & stable storage

✓ 26–27 metric ton payload capacity

✓ Cost-effective used option

✓ Sustainable & Durable


✓ Easy to relocate

✓ Easily moveable with most jobsite equipment

Common Uses

- Construction Job Sites
- Dry goods
- Retail Inventory
- Household Items
- Machinery
- Equipment




Specifications

	Length	Width	Height	Weight
External Dimensions	40' (12.19m)	8' (2.44m)	8'6" (2.59m)	 8,554 lbs 3,880 kg
Internal Dimensions	39'5" (11.96m)	7'8" (2.34m)	7'10" (2.39m)	
Door Dimensions	-	7'8" (2.34m)	7'5" (2.28m)	

Custom Fabrications

- Custom Exterior Color
- Ventilation
- Climate Control (HVAC)
- R13 Insulation
- Electrical Package

Delivery

 TILT-BED TRUCK	125ft of straight clearance, 12ft width, and 14 ft vertical clearance. No equipment required	 FLATBED TRUCK	125 ft of straight clearance, 12 ft width, 14 ft vertical clearance, and side access for unloading. Need a forklift rated for at least 10,000 lbs to remove the container	 Local delivery starting at \$350

Available Accessories

- Heavy Duty container Ramps
- Shelves
- Heavy Duty container Locks
- ConexRamps
- Light Duty Ramps
- Cargo container Lock
- More on conexwest.com ↗

Optional Fabrication

- Custom Exterior Color
- Window
- Electrical Package
- Cargo Door Lock Box
- Ventilation
- and more
- HVAC
- R13 Insulation