

20ft Used Shipping Container

SKU: 20STC



20' x 8'6"

Buy Online



Standard Features


- Heavy Duty Corrugated Steel Construction
- 1 1/8" thick marine plywood floors
- Corner castings on all 4 corners
- Completely Weatherproof
- Ground-level access
- Cargo doors



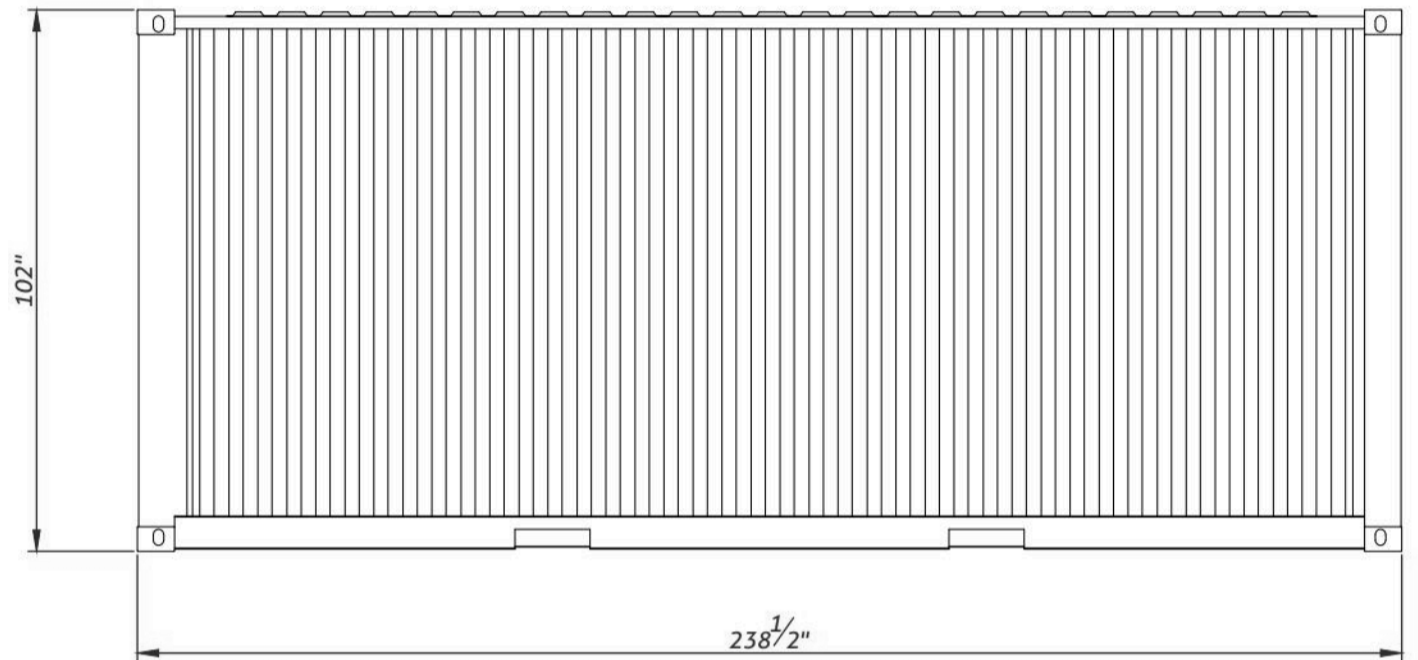
SHOP DRAWINGS

20FT USED SHIPPING CONTAINER

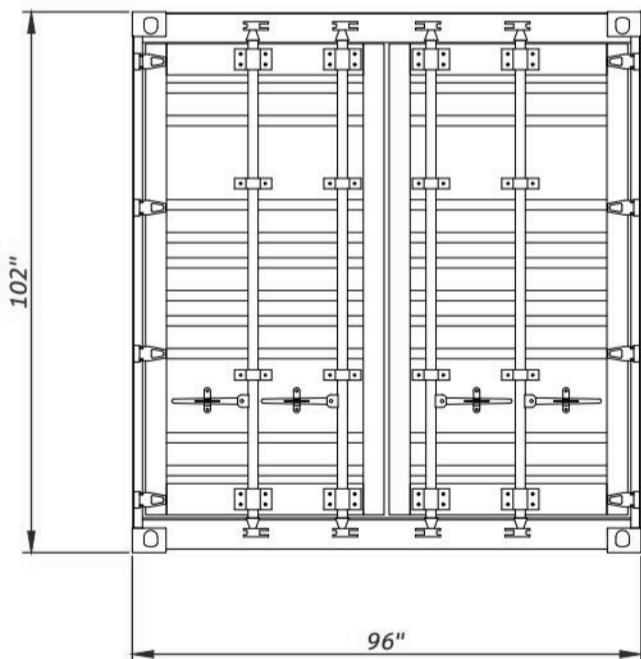
SKU: 20STC



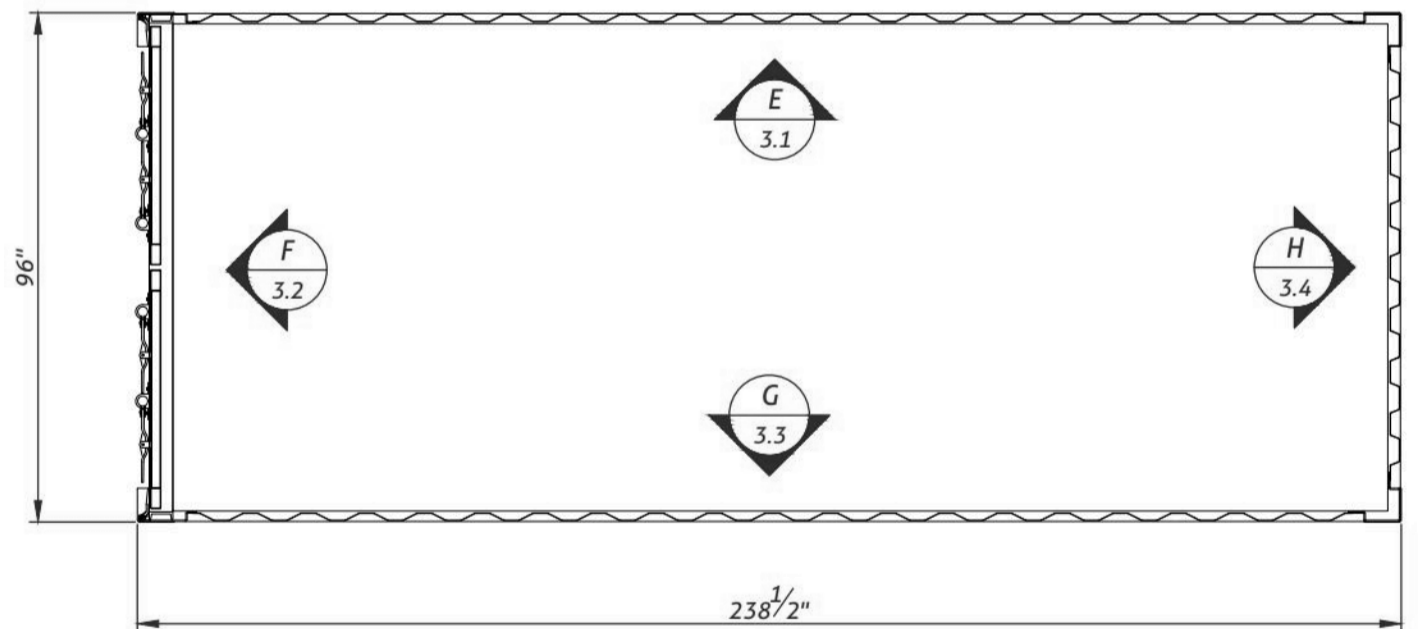
● Front view



● Right view



● Front view



● Floor view



Key Benefits

✓ Secure & stable storage

✓ Sustainable & Durable

✓ 10–12 metric ton payload capacity

✓ Easy to relocate


✓ Cost-effective used option

✓ Easily movable with most jobsite equipment

Common Uses

- Construction Job Sites
- Dry goods
- Retail Inventory
- Household Items
- Machinery
- Equipment




Specifications

	Length	Width	Height	Weight
External Dimensions	20' (6.06m)	8' (2.44m)	8'6" (2.59m)	 4,850 lbs 2,200 kg
Internal Dimensions	19'4" (5.9m)	7'8" (2.34m)	7'10" (2.39m)	
Door Dimensions	-	7'8" (2.34m)	7'5" (2.28m)	

Custom Fabrications

- Custom Exterior Color
- Climate Control (HVAC)
- Electrical Package
- Ventilation
- R13 Insulation

Delivery

 TILT-BED TRUCK	65ft of straight clearance, 12ft width, and 14 ft vertical clearance. No equipment required	 Local delivery starting at \$350
 FLATBED TRUCK	65 ft of straight clearance, 12 ft width, 14 ft vertical clearance, and side access for unloading. Need a forklift rated for at least 10,000 lbs to remove the container	

Available Accessories

- Heavy Duty container Ramps
- Heavy Duty container Locks
- Light Duty Ramps
- Shelves
- ConexRamps
- Cargo container Lock
- More on conexwest.com ↗

Optional Fabrication

- Custom Exterior Color
- Window
- Electrical Package
- Cargo Door Lock Box
- Ventilation
- and more
- HVAC
- R13 Insulation